

SST750

Sensor Suite








SST750 Sensor Suite

At the heart of each Aircuity system is the SST750 Sensor Suite. The SST750 is capable of supporting all of the environmental sensors used in the full array of Airuity sensing and control applications. The flexible design of the SST750 can adapt to grow with a facility. The SST750 can be specified in less critical environments, such as office building applications as well as critical environments applications (such as in labs) and in supporting IEQ, LEED®, or control applications where more comprehensive sensing capabilities are required. Using Alternating Limb™ sampling technology, the SST750 provides faster sampling performance over previous SST generations. In most cases, there will also be an increased number of test areas per SST.

Aircuity's centralized sensor platform affords a more robust, cost effective approach to monitoring multiple parameters at many locations. A "virtual" sensor function is created as if the sensors were actually located in the environment being monitored. A shared platform additionally negates sensor errors through a true differential measurement (comparing outside to inside conditions via a common shared sensor); while minimizing calibration and maintenance costs.

Features

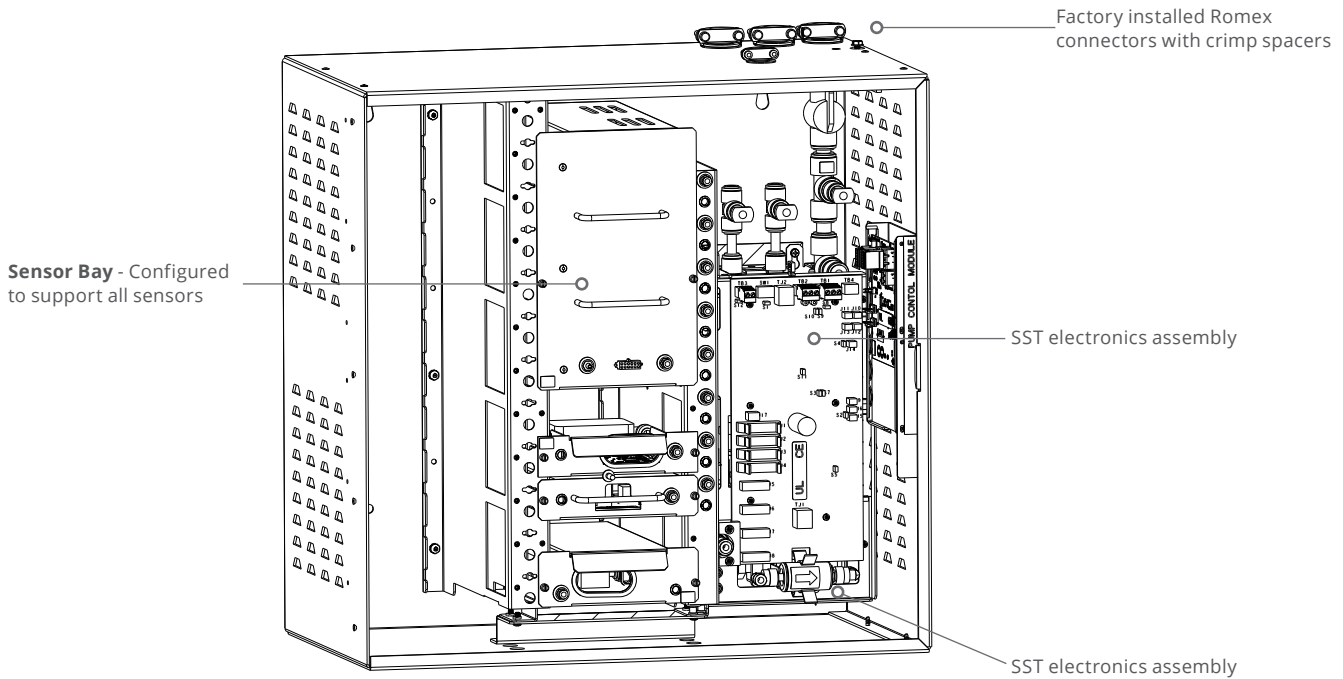
-  Multi-parameter sensing.
-  Exceptional accuracy and repeatability for single-ended and reference-based measurements.
-  Calibration and maintenance of sensors is automatically and routinely scheduled through Aircuity's Calibration Laboratory and Assurance Services program.
-  Adaptable and scalable to grow with a facility.
-  Alternating Limb™ sampling functionality.

Ordering Guide

Base Number _____
Series Number _____
750 Supports all sensors

SST 750

SST750



Specifications

Mechanical

Operating Environment:

40°–120°F (4.4–49°C), 0–90% RH (non-condensing)

Size: 20"H x 20"W x 12"D (50.8 H x 50.8 W x 30.48 D cm)

Weight: 38 lbs (17.24 kg)

Mounting: Wall mount

Electrical

Power: 24 Vac, 50–60 Hz

Power Consumption: 50 VA

Connections

Power: 2-position fixed screw terminal connector

Vacuum:

SST to ADR Backbone: OSC100, push-to-connect fitting

Vacuum Pump: Push-to-connect 1/2"OD

Communications:

Aircuity Network: 3-position, pluggable screw terminal

Service Port: Female RJ11 jack, RS-232

Sensors

Refer to the Sensor Suite Sensor data sheets

Communications

Interface: RS-485

Speed: 19.2K baud

Electrical: 22 AWG, twisted-shielded pair, with drain wire (included within OSC100)

Maximum Length:

IMS to SST - Aircuity Network: 4,000 ft., optically isolated

SST to ADR - Subnet Connection: 500 ft. per limb, non-isolated

U.S. Patents

7,302,313; 7,216,556; 6,425,297; 6,252,689; 6,125,710;
8,147,302 B2; 8,725,300 B2 and others pending.

Regulatory Compliance

 UL 916 Accessory Energy Management Equipment

 Part 15 Class A

